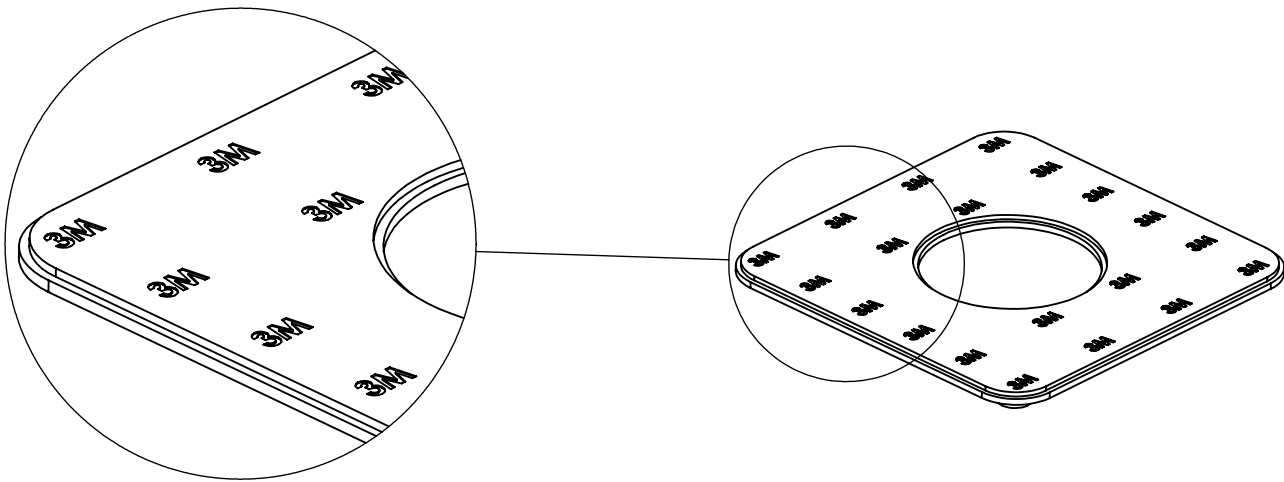
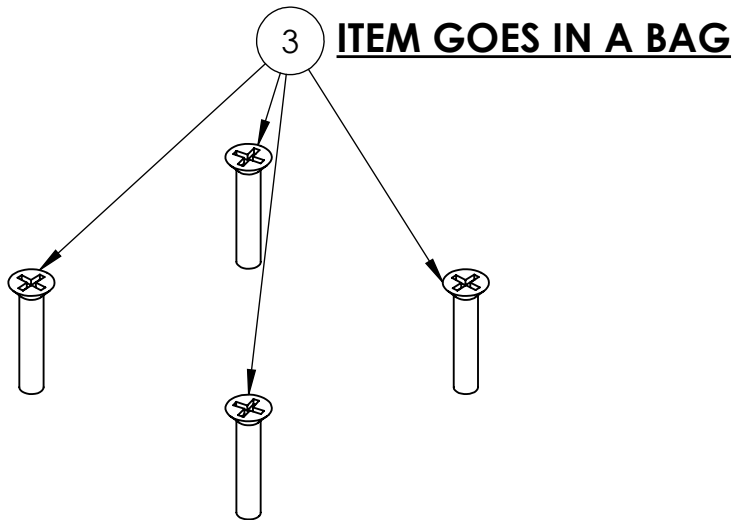
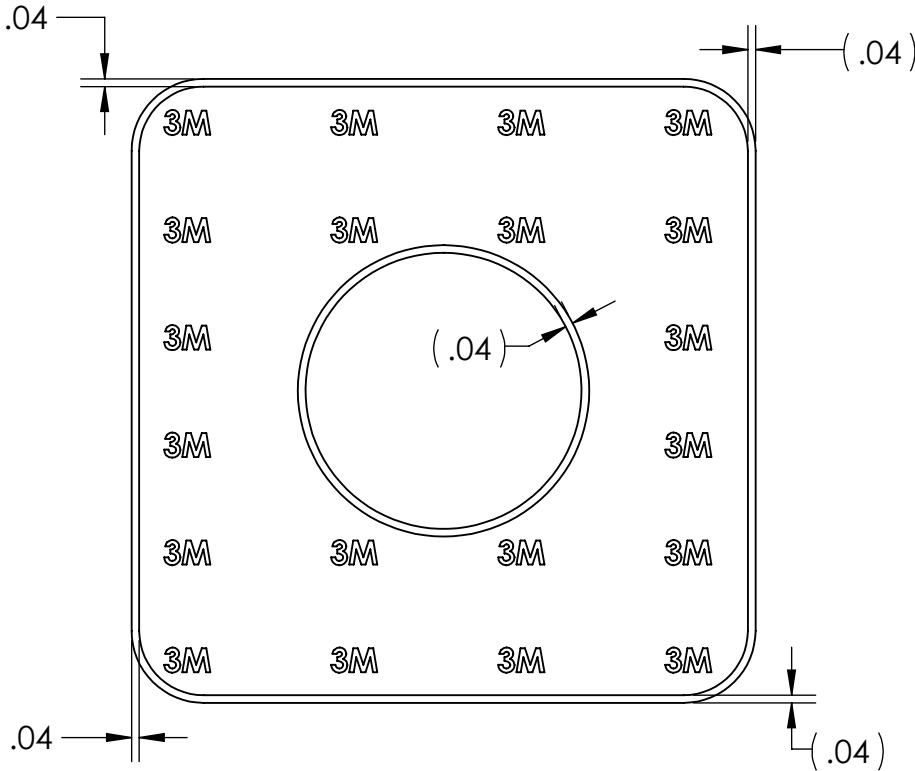
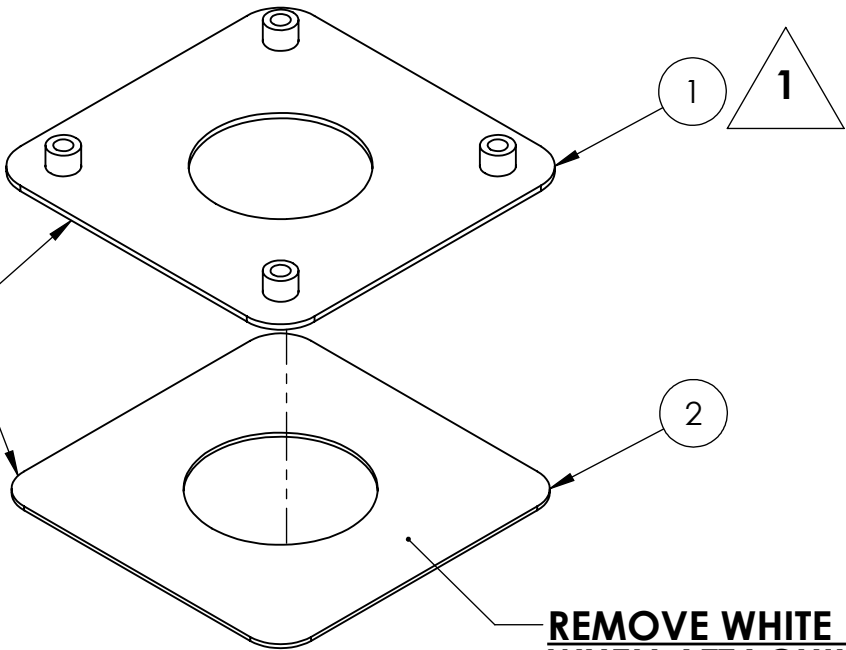


ITEM NO.	PART NUMBER	MFG ASSY/QTY.
1	ENS2569A REV B	1
2	ENS2569B REV C	1
3	10-32 X 1.00 LONG PFHMS BZTV	4



DETAIL A

ATTACH ITEMS 1 AND 2 TOGETHER AS SHOWN



NOTES:

1. MAKE SURE THE BOTTOM SURFACE OF THE MOUNTING PLATE (ITEM 1) IS CLEAN BEFORE YOU APPLY THE ADHESIVE PAD (ITEM 2), CLEAN WITH ALCOHOL WIPE IF REQUIRED.

THE INFORMATION CONTAINED IN THIS DRAWING IS THE SOLE PROPERTY OF ENGINEERED NETWORK SYSTEMS AND REPRODUCTION IN PART OR IN WHOLE WITHOUT THE WRITTEN PERMISSION OF ENGINEERED NETWORK SYSTEMS IS PROHIBITED.

B	REVISED ENS2569A & ENS2569B, 10-32 X 1.00 PFHMS WAS 10-32 X .750 PFHMS	08/5/13	JEB	JGC
A	RELEASED FOR PROTOTYPE	10/17/12	JGC	
REV.	DESCRIPTION	DATE	BY	CHK'D
DRAWN	J. CHRISTOPHERSON	DATE	10/17/12	
CHECKED		DATE		
DO NOT SCALE DRAWING				
MATERIAL	-	FINISH	-	
TITLE		SIZE	DWG. NO.	REV.
MANUFACTURING ASSEMBLY, GLUE PAD SYSTEM, FOR ENS2554 CENTER HOLE SWIVEL SQUARE BASE		B	367-2569	B
SHEET 1 OF 1				