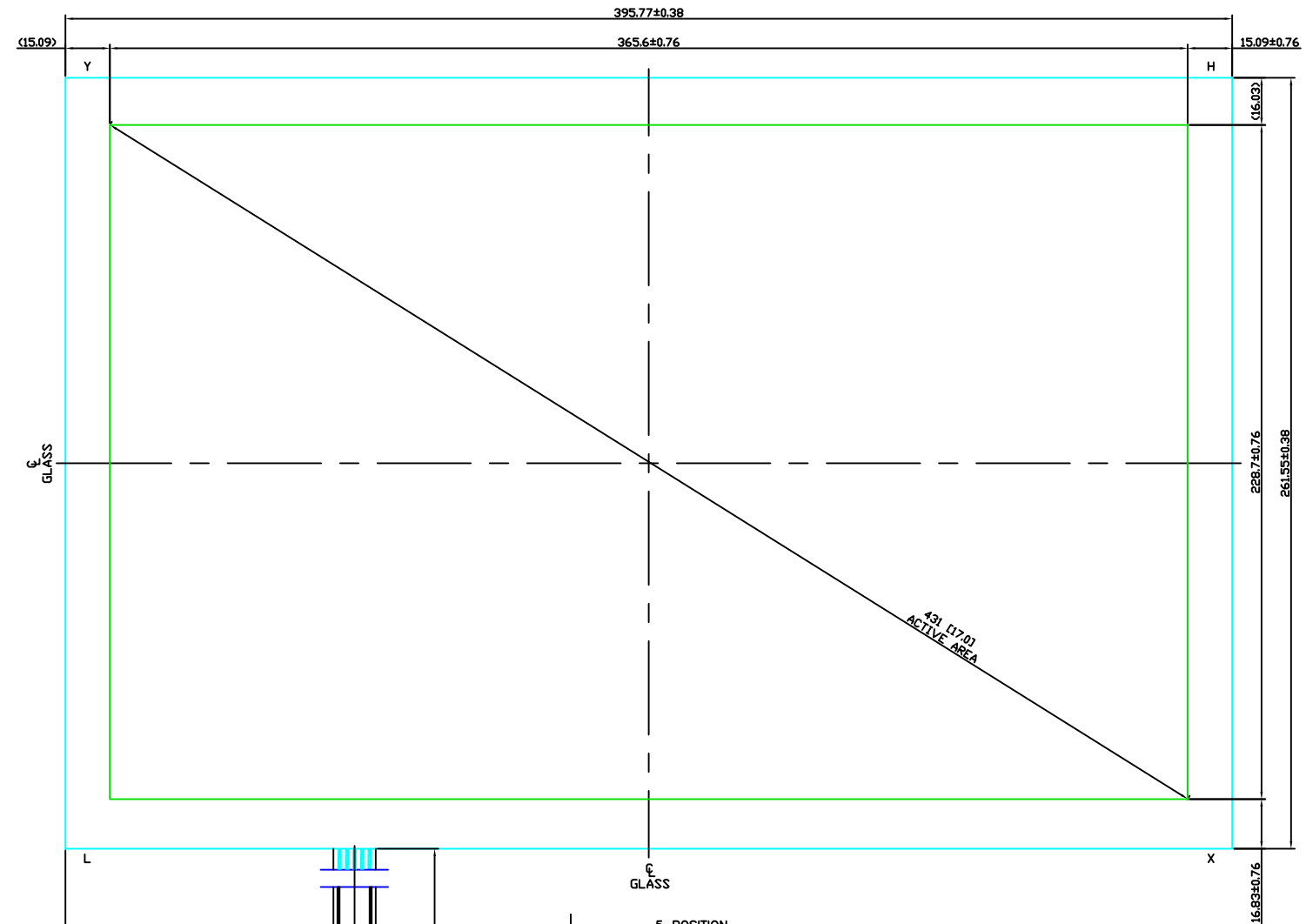


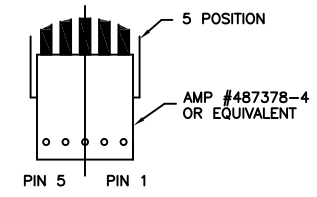
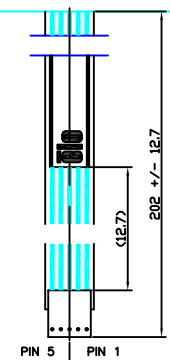
USED ON E564334

CONNECTOR PINOUT	
PIN NO.	DESIGNATION
1	H
2	X
3	S
4	Y
5	L

THIS DRAWING IS A CONTROLLED DOCUMENT. DWM NO. MS600729



THIS INFORMATION IS CONFIDENTIAL AND PROPRIETARY TO ELO TOUCH SOLUTIONS INC. AND ITS WORKING SUBSIDIARIES. IT MAY NOT BE DISCLOSED TO ANYONE OTHER THAN ELO PERSONNEL, WITHOUT AUTHORIZATION FROM ELO (www.elotouch.com).



- NOTES:**
- GLASS THICKNESS 3.2mm NOMINAL.
 - FINISHED PART THICKNESS 3.5 +0.5mm/-0.0mm.
 - FINISHED PART THICKNESS AT CABLE ATTACHMENT AREA 4.2 MAX.
 - CABLE ATTACHED TO BOTTOM SIDE OF TOUCHSCREEN AS SHOWN.

LOC
DIST

REV	DESCRIPTION	DATE	DW	APVD
E	REV PER ECO-13-0133, REMOVED TOUCH SOLUTIONS FROM LOGO	05/24/13	DI	
D	ECO-12-014008: REBRANDED TO ELO TOUCH SOLUTIONS.	08/22/12	BA	DD
C	ECO-11-007278: FINISHED PART THICKNESS: 3.5 +0.5mm/-0.0mm.	04/13/11	RB	
P	LTR REVISION RECORD			

DIMENSIONS: mm		TOLERANCES UNLESS OTHERWISE SPECIFIED:	
0	PLC ± .8	1	PLC ± .4
2	PLC ± .2	3	PLC ± -
4	PLC ± -		
ANGLES: 1/2°		SURFACE TEXTURE: N/A	

DWG	Q. CHUNG	10/17/08	MATERIAL	RESISTIVE (ACCUTOUCH)	HEAT TREAT	N/A
CHK	Q. CHUNG	11/21/08				
NAME: DIMENSIONAL DRAWING						
SCN-AT-FLT17.0-W01-0H1-R						
SCALE	1:1	SIZE	A2	DRAWING NO.	MS600729	SHEET
					1	OF 1
						REV
						E