

1 2 3 4 5 6 7 8

A A

B B

C C

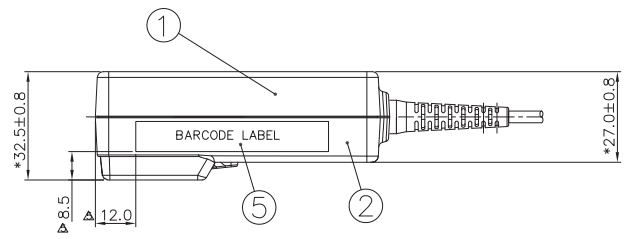
D D

E E

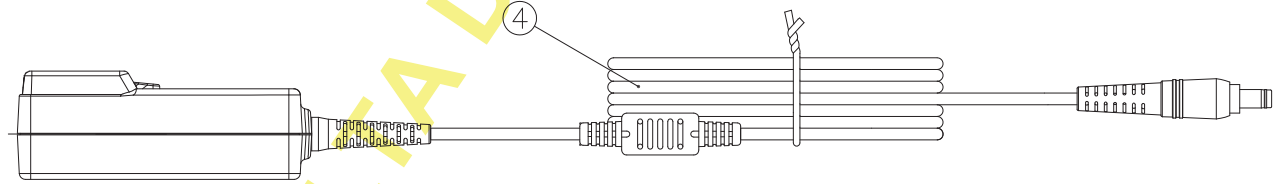
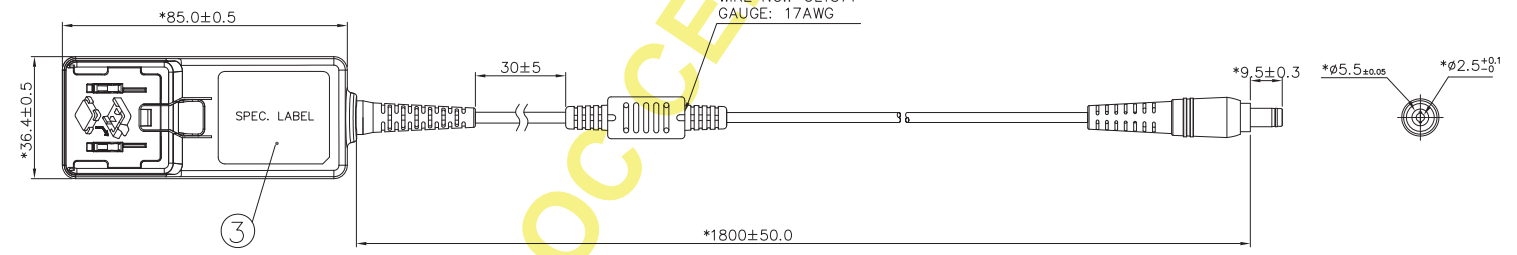
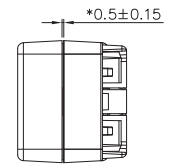
F F

G G

H H



ITEM	PART NAME	COLOR
①	COVER	BLACK
②	CHASSIS	BLACK
③	SPEC LABEL	BLACK
④	POWER CORD	BLACK
⑤	BARCODE LABEL	BLACK



- NOTES: 1. THE COLOR OF PLUG'S INSULATOR: BLACK
 2. PLUG'S SHAPE: TUNING FORK
 3. MARKED * MARK MUST BE INSPECTED AND CONTROLLED STRICTLY BY QA.
 4. MODEL NAME: ADP-40BW AA, ADP-40BW AA1, ADP-40BW AA2

台達電子工業股份有限公司 DELTA ELECTRONICS, INC.	Drawn: Jack 12/06'16	Design: Jack 12/06'16
	THESE DRAWINGS AND SPECIFICATIONS ARE THE PROPERTY OF DELTA ELECTRONICS, INC. AND SHALL NOT BE REPRODUCED OR USED AS THE BASIS FOR THE MANUFACTURE OR SELL OF APPARATUS OR DEVICES WITHOUT PERMISSION.	
DIMENSIONAL TOLERANCES (mm) (+30 : ±0.25 DECIMALS () HOLES: ±0.05 ANGLES: ±0.0° +30-100 : ±0.30 X ±0.3 100-150: ±0.20 200-300: ±0.4 500-1000 : ±0.5 +100-300 : ±0.5 XX ±0.2 150-200: ±0.3 350-400: ±0.5 500-OVER: ±0.1 ABOVE 300: ±0.6 X ±0.1 200-250: ±0.30	Description: PHYSICAL DIMENSION Part No. ADP-40BW AA SERIES SIZE A2	REV. 05 SHEET 2 OF 14 ISSUE DATE: 12/06'16
SCALE: - UNIT: mm USED ON: ADP-40BW AA SERIES		

1 2 3 4 5 6 7 8